

A revolution in overwrapping



Sollas FSX in right angled, left hand design (HL)

The Sollas FSX was designed in particular to meet the demand for highly efficient wrapping machines with **a change-over time of less than 10 minutes**. For this the automatic change-over package was developed.

Based on the product dimensions, stored in the PLC, the machine can perform a complete adjustment of all components with the push of a button. This means a reduction in down-time between product runs that is unsurpassed.

Furthermore it incorporates the latest in servo technology. **All machine motions are driven by servo motors**.


The change parts have fixed positions, which means they lock in position and no further adjustment is required. The use of tools for mounting has been minimized. **As an option a complete tool-less change-over package is available**.

Its cycle speed places it in the range of 'medium' to 'fast' machines, with a maximum output of 100 wraps per minute.

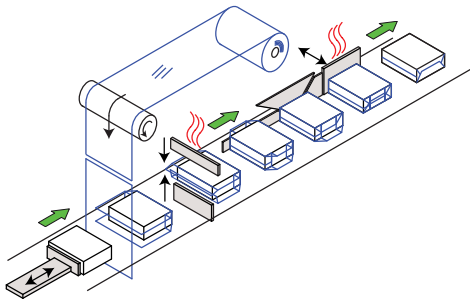
Like all Sollas machines it is extremely flexible and suitable for handling both single products and bundles. The FSX can be combined with all existing accessories like teartape applicator, print mark registration, film slitter, etc.

Some key features of the Sollas FSX:

- Fully servo driven, no cams
- Automatic machine adjustment with servo motors on linear adjustments (optional)
- Rapid change over, less than 10 minutes with the automatic adjustment feature
- Fixed position change parts
- Tool-less change-over (optional)
- Large and flexible size range
- Trailing edge seal system
- Product data menu for storing all product settings
- Individual Product Transfer device (IPT).



Servo motors adjust all components simultaneously



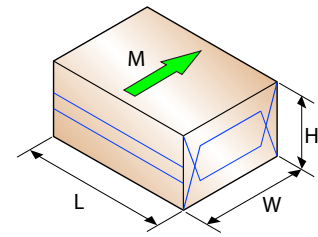
The overwrapping principle

Sollas machinery is used in a wide range of industries such as perfumes/cosmetics, pharmaceuticals, stationery, cards, digital media, tea/coffee, confectionery and foods. Sollas machines are easily adjusted to accommodate a wide range of product-sizes.

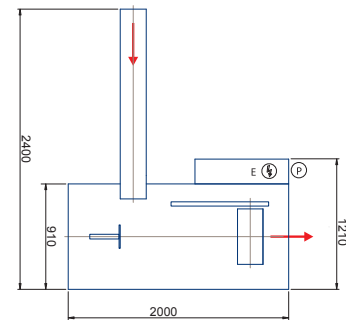
All Sollas machines can be equipped with a variety of infeed and outfeed systems (feeders, collators, turning, tilting). Integration is also possible with upstream and/or downstream equipment like case-packing, cartoning, stacking, banding and personalising.

technical details									
all dimensions are in millimetres									
product size range	FSX								
	L	W	H	L	W	H	L	W	H
minimum standard	40	20	25	40	20	25	40	20	25
minimum adapted ¹⁾	-	-	7	-	-	7	-	-	7
maximum standard	300	225	96	300	175	66	300	135	66
maximum adapted ¹⁾	-	-	125	-	-	-	-	-	-
output ²⁾	60 / minute			80 / minute			100 / minute		
basic configuration	HL / HR / LL / DIL								
size change time ²⁾	5 - 15 minutes								
film width	50 - 435 mm								
film-roll diameter max.	400 mm								
packaging material ³⁾	PP or coated paper (20 micron and up)								
air consumption	5 liter / stroke (without accessories)								
working pressure	6 bar								
power consumption	6.0 kW (without accessories)								
machine weight (nett)	1000 kg approximately								
machine dimension	see sketch below								
machine colour	RAL 9006 (grey)								
optional accessories	teartape applicator, printmark registration, film slitting, castors, various infeed systems, stainless steel cladding, spot/stripe seals (perfumery style), central lubrication, splicing unit, felt linings, special colour, Universal Folding Section								
drive system	fully servo driven								
control system	PLC (Siemens or Rockwell Automation)								

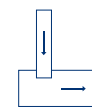
- ¹⁾ please note that certain modifications can result in restrictions in other dimensions or in machine output
- ²⁾ depending on product, machine configuration and packaging material
- ³⁾ in principle all commonly used heat-sealable wrapping materials can be used. In case of doubt, Sollas will gladly test any kind of material you may wish to handle.



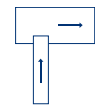
Product orientation.
M = direction through machine



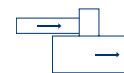
General dimensions of an HL configuration



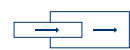
HL



HR



LL



DIL

